



SAN FRANCISCO
STATE UNIVERSITY

University Budget Committee

August 31, 2023

Welcome!

UBC guests: Please ensure your full name shows

- ◆ Please use the “raise hand” function for questions
- ◆ We’ll do our best to address questions posted in the Chat
 - ◆ Public forum begins at approximately 11:40 AM
- ◆ Today’s presentations will be posted to the UBC webpage

next UBC meeting of Fall 2023 semester:

Thursday, September 21, 2023, 10:00 AM – 12:00 PM via Zoom

Welcome

from UBC Co-Chairs

Amy Sueyoshi
Provost & Vice President
Academic Affairs

Jeff Wilson
CFO & Vice President
Administration & Finance

Share Your Thoughts

UBC Meetings

Attend and participate in the public forums

UBC Office Hours

Attend a UBC member peer-hosted Office Hour on Fridays after UBC

Tomorrow, Sept. 1st

By Email

UBC@sfsu.edu
Shared with UBC Steering Committee

Personally

Reach out to a member and they can share knowledge and bring input back to UBC

UBC Webpage

<https://adminfin.sfsu.edu/ubc>

Click on the

Feedback and Questions

button

UBC Office Hours

Members of the University Budget Committee (UBC) invite you to attend UBC office hours to provide your feedback on meeting presentations, to suggest topics for future meetings, to discuss university budget-related questions, etc. This is an opportunity to dialogue directly with your UBC member-peers, as sessions are offered specifically for staff and faculty/MPPs.

UBC OFFICE HOURS

(tomorrow) **Friday, Sept. 1, 2023**

Faculty & MPP: 11:00 AM – 12:00 PM

Staff: 11:00 AM – 12:00 PM

RSVP to: ubc@sfsu.edu

All meetings take place via Zoom

AGENDA

Welcome/Office Hours/Agenda Review

Sueyoshi

Member rollcall (new member welcome)

UBC coordinator

Minutes Approval (UBC May 2023 meeting)

Sueyoshi

President's Message

Mahoney

SF State Budget Update

Wilson/Stoian

Divisional Budget Strategies: Academic Affairs

Kim/Sueyoshi

AGENDA

BREAK (5 min)

Indirect Cost Recovery (“IDC”) Policy re-introduction

Sueyoshi

Divisional Budget Strategies: Administration & Finance

Wilson/Mozo

Public Forum

ALL

UBC Member Updates

UBC new members:

New/returning Staff rep members:

- Jennifer Daly, College of Liberal & Creative Arts
- David Miller Shevelev, University Advancement
- Dylan Mooney, College of Health & Social Sciences

New Faculty rep member: Mari Hulick, College of Liberal & Creative Arts

New Student members:

- Iese Esera, Associated Students, Chief of Staff & Chair
- Shrey Patel, Associated Students, VP of Finance

Returning Dean member: Eugene Sivadas, Lam Family College of Business

New member seats, ex-officio:

- College Business Officer: Crystal Kam, College of Science & Engineering
- Staff Council representative: Chanda Jensen, Student Affairs & Enrollment Management

2023-2024 UBC Steering Committee members:

- Michael Goldman, Mari Hulick, Dylan Mooney, Shrey Patel, Eugene Sivadas

Member Rollcall

Approval of Minutes

from UBC meeting May 18, 2023

All past meeting minutes can be found on the UBC Webpage

President's Message

FY 23-24 Campus Budget Review

Jeff Wilson, CFO, and VP of Administration & Finance
Elena Stoian, ED, Budget Operations and Administration

- 2023- 2024 SF State Budget Review
- 2023- 2024 Next Steps

Recurring Funding

(In millions)

Uses	Budget
Retirement Adjustment from Previous Year	\$4.9
Graduation Initiative 2025 and the Basic Needs Adjustment from Previous Year	2.2
Mandatory costs	5.4
Total Recurring Increases	\$12.5

Assumptions for SF State Budget

1. Year 1 Enrollment Projection for Multi-Year Enrollment Plan: As per the Strategic Enrollment Multi-year plan of the campus, enrollment will be 16.3% below funded target.
2. Compensation Funding: The negotiations for compensation between the unions and CSU are still in progress; hence, they have yet to be included in the budget plan for FY 2023-24. A revised scenario with the cost analysis of compensation will be presented to the campus later.
3. Operating Expense Budget for Year 1 of Multi-Year Plan: The campus operating expense budget has been planned based for the first year of the multi-year plan, with a 3% adjustment for FY 2023-24.

FY 2023-24 Year 1 of the Glidepath Budget Plan

(In thousands)

	FY 2022-23 Budget	Year 1 Glidepath (-16.3%)	FY 2023-24 Budget
Resources (Revenues)	350,238	355,355	354,578
Costs (Expenditures)	360,238	362,246	363,552
Surplus/(Deficit)	(-\$10,000)	(-\$6,891)	(-\$8,975)

Additional Adjustments after July B-Memo 2023 (cont'd)

(In thousands)

	Amount
Additional Resources	-\$668
Adjusted State Allocation (deferred allocation)	-668

	Amount
Additional Expenses	\$1,416
State University Grant	1,416

FY2023-24 Final Budget

(In thousands)

FY 2023-24 (-16.3%)

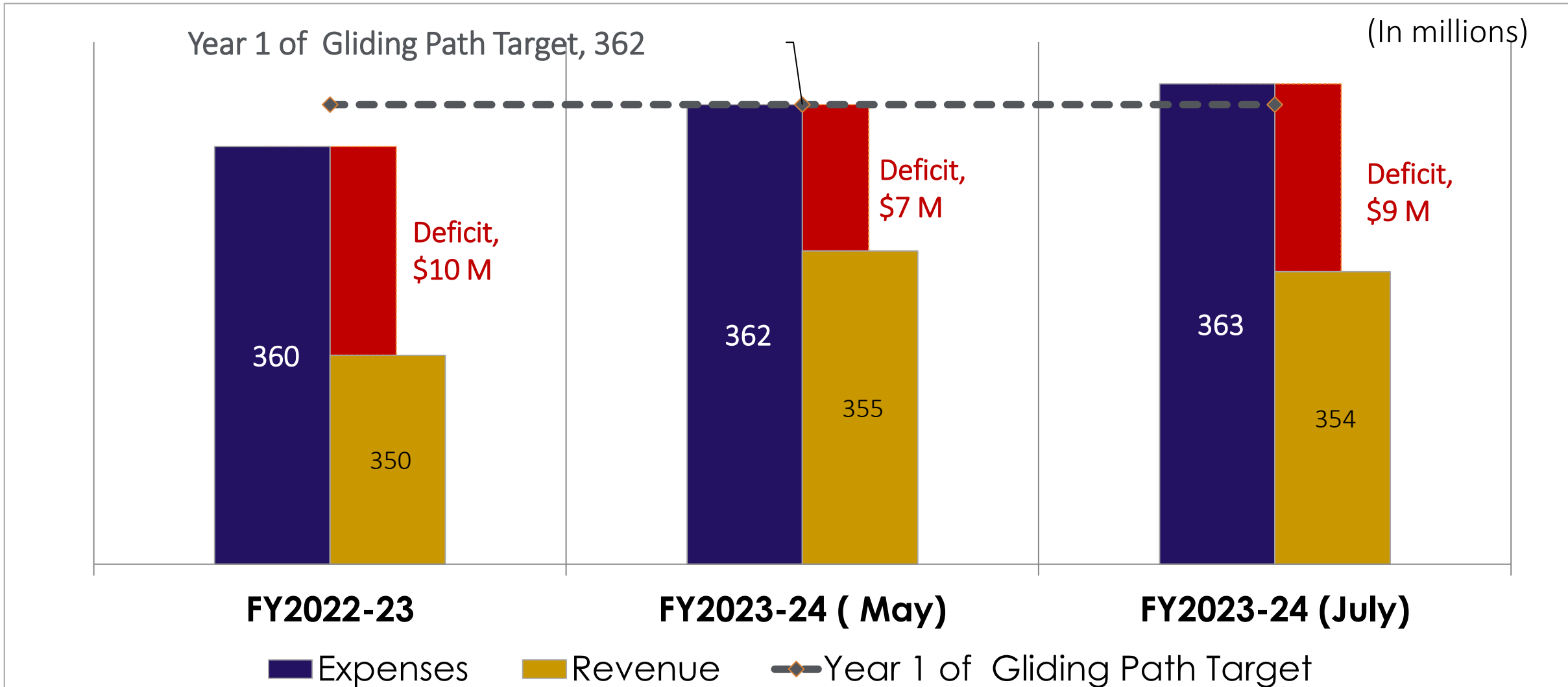
Surplus/(Deficit) <i>[from approved scenario]</i>	(\$6,891)
Resource reduction per July B Memo	-668
Additional uses per July B Memo	1,416
Additional Surplus/(Deficit)	(\$2,084)
REVISED Surplus/(Deficit)	(\$8,975)

FY2023-24 Final Budget

(In thousands)

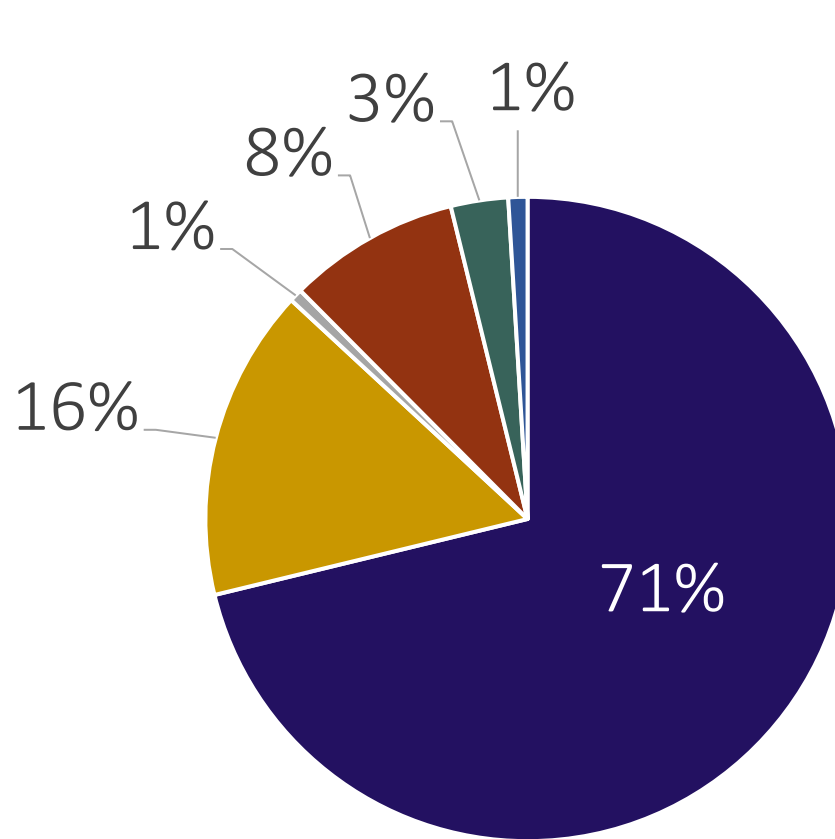
	FY2023-24
Resources (Revenues)	\$354,578
Costs (Expenditures)	363,552
Surplus/(Deficit)	(\$8,975)

SF STATE 2022-23 TO 2023-24 PLANNING ITERATIONS

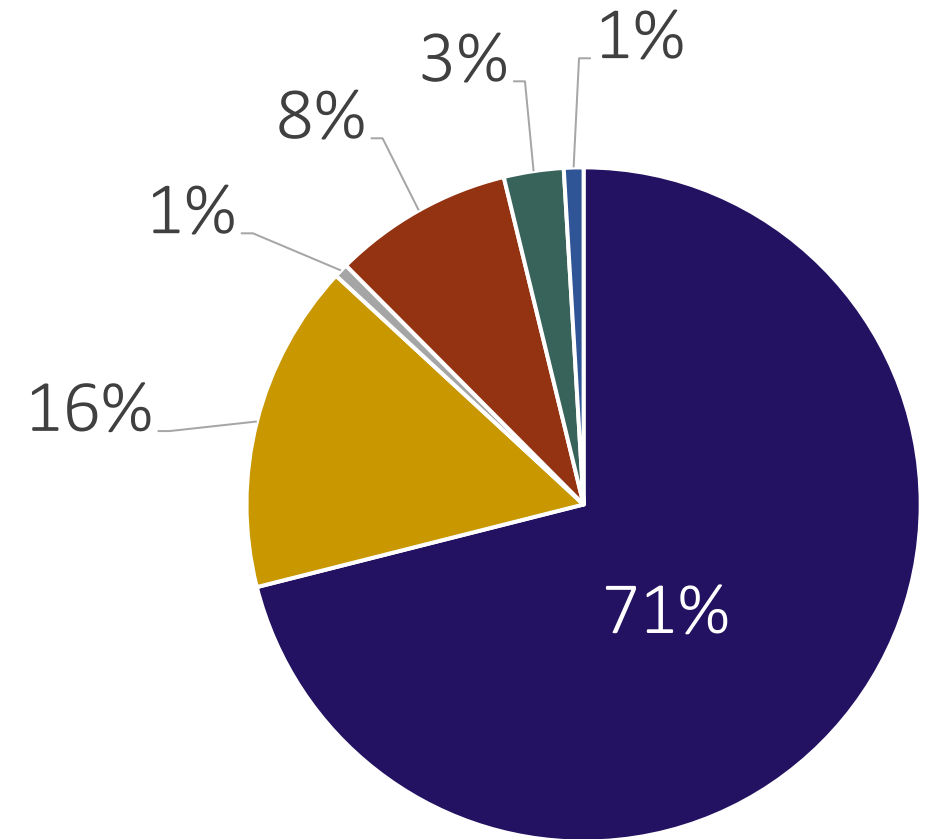


SF STATE'S SALARIES & WAGES BUDGET BY CABINET OVER THE TWO YEARS

- Academic Affairs
- Administration & Finance
- Office of the President
- Student Affairs & Enroll Mgmnt
- University Advancement
- University Enterprise

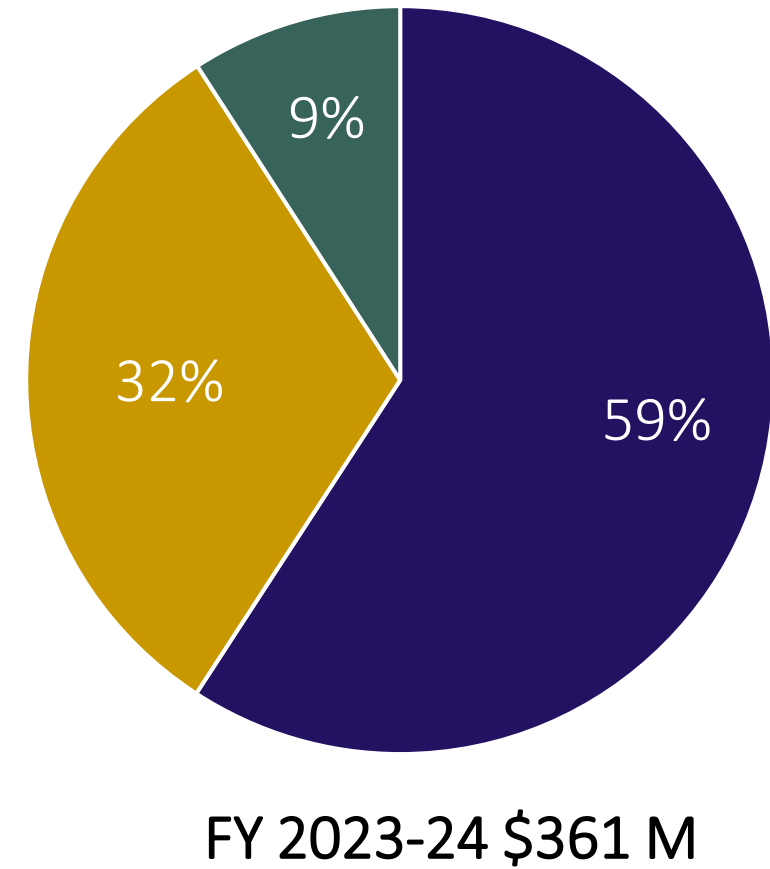
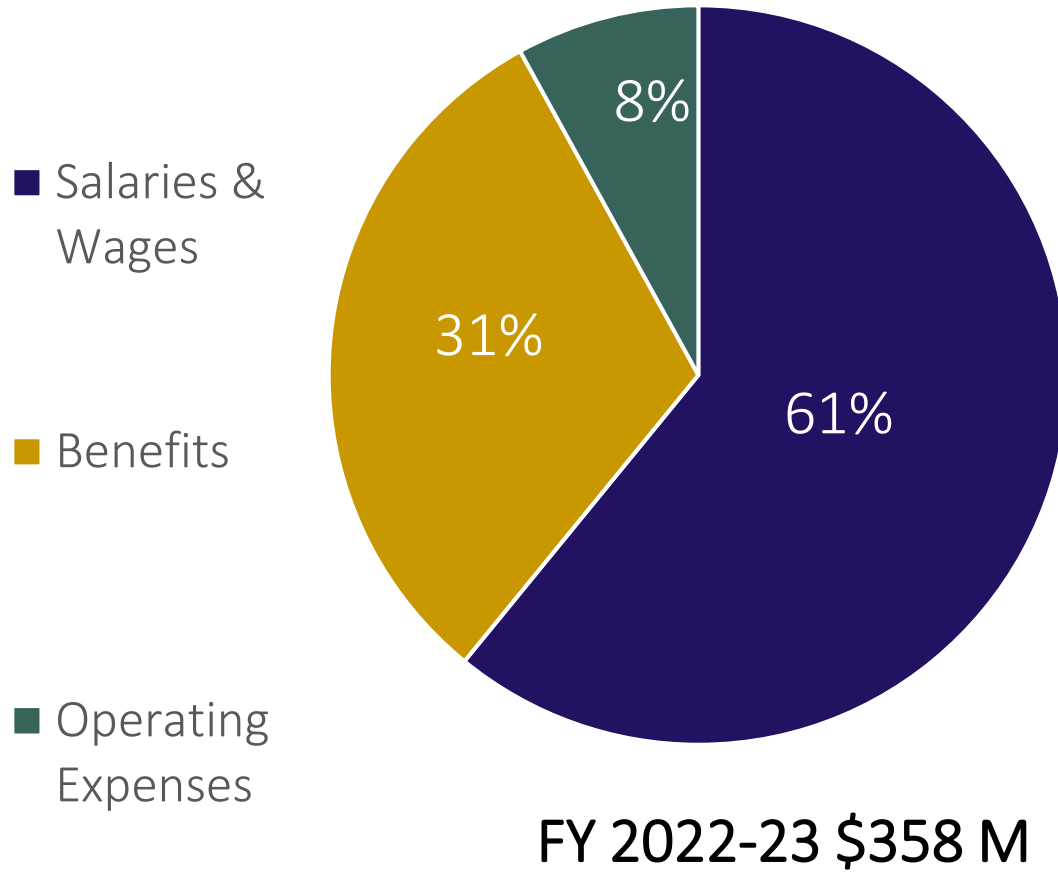


FY 2022-23 \$230 M



FY 2023-24 \$223 M

SF STATE 2-YEAR OPERATING BUDGET BY EXPENSE TYPE



Note: It does not include SUG

- For 2023-24, SF State's budget relies on one-time funds (reserves) to fund its operations.
- Additional labor costs due to the union negotiations, enrollment declines, and related tuition and fee revenue decreases will be addressed during the year and included in the revised budget.
- The performance of the budget plan will be monitored throughout the year by the campus budget officers, with two sessions of financial oversight in the fall and winter.
- By cautiously monitoring and controlling our costs and using one-time funds, SF State can fund its 2023-24 budget.

Member questions/comments

(guests, please hold your questions on this topic
until the Public Forum)

Contact Us at:



Budget Administration and
Operations



Phone
415-338-1463



Email / Website

budget@sfsu.edu

<https://budget.sfsu.edu/>

Divisional Budget Strategies: **Academic Affairs**

John Kim

Interim Vice Provost
Academic Resources
Academic Affairs

Amy Sueyoshi

Provost & Vice President
Academic Affairs

FY 2023-24 Academic Affairs Budget

General Fund

Academic Affairs Budget Units

- Office of the Provost
- Lam Family College of Business
- College of Ethnic Studies
- Graduate College of Education
- College of Health & Social Sciences
- College of Liberal & Creative Arts
- College of Science & Engineering
- College of Professional & Global Education
- Division of Undergraduate Education & Academic Planning
- Division of Graduate Studies & Career Development
- J. Paul Leonard Library
- Faculty Affairs (incl. CEETL)
- Office of Research & Sponsored Programs
- Institutional Analytics
- Academic Resources (incl. AT)
- Academic Senate

Academic Affairs (Budget Summary)

FY 2022-23 and FY 2023-24 Budget (dollars, in thousands)

	FY 2022-23 Budget*	FY 2023-24 Budget	Budget to Prior Year Budget % Change	Budget to Prior Year Budget \$ Change
Revenues	(3,083)	(3,347)	9%	(264)
Salaries and wages	163,842	158,529	-3%	-5,313
Operating Expenses**	481	689	43%	208
Total	\$161,240	\$155,871	-3%	-\$5,369

* FY 2022-23 figures include FY 2022-23 GSI; figures do not include benefits costs.

**Additional operating expenses for the division are funded through the use of carryforward funds.

Academic Affairs (Personnel Summary)

FY 2021-22, FY 2022-23 and FY 2023-24 Budget (FTE)

	FY 2021-22 Budget (FTE)	FY 2022-23 Budget (FTE)	FY 2023-24 Budget (FTE)	FY 2023-24 % change from Prior Year
T/TT Faculty	717	712	699	-2%
Lecturer Faculty	486	454	380	-16%
Department Chairs	32	31	32	4%
MPP	61	57	59	3%
Staff	456	416	412	-1%
Totals	1,742	1,670	1,582	-5%

Academic Affairs

Colleges

General Fund Operating Budgets and Personnel (FTE)

Lam Family College of Business

FY 2022-23 and FY 2023-24 Budget

in thousands of dollars

	FY 2022-23 Budget*	FY 2023-24 Budget	Budget to Prior Year Budget % Change	Budget to Prior Year Budget \$ Change
Revenues	(200)	(200)	--	--
Salaries and wages	20,514	19,434	-5%	-1,080
Operating Expenses**	--	--	--	--
Total	\$20,314	\$19,234	-5%	-\$1,080

* FY 2022-23 figures include FY 2022-23 GSI; figures do not include benefits costs.

**Additional operating expenses for the division are funded through the use of carryforward funds.

Lam Family College of Business

(Personnel Summary)

FY 2022-23 and FY 2023-24 Budget (FTE)

	FY 2022-23 Budget (FTE)	FY 2023-24 Budget (FTE)	FY 2023-24 % Change from Prior FY
T/TT Faculty	104	100	-4%
Lecturer Faculty	31	21	-30%
Department Chairs	4	5	25%
MPP	5	5	--
Staff	22	18	-18%
Totals	166	149	-10%

College of Ethnic Studies

FY 2022-23 and FY 2023-24 Budget

in thousands of dollars

	FY 2022-23 Budget*	FY 2023-24 Budget	Budget to Prior Year Budget % Change	Budget to Prior Year Budget \$ Change
Revenues	--	--	---	--
Salaries and wages	9,615	8,570	-11%	-1,045
Operating Expenses**	--	--	---	--
Total	\$9,615	\$8,570	-11%	-\$1,045

* FY 2022-23 figures include FY 2022-23 GSI; figures do not include benefits costs.

**Additional operating expenses for the division are funded through the use of carryforward funds.

College of Ethnic Studies

(Personnel Summary)

FY 2022-23 and FY 2023-24 Budget (FTE)

	FY 2022-23 Budget (FTE)	FY 2023-24 Budget (FTE)	FY 2023-24 % Change from Prior FY
T/TT Faculty	38	37	-3%
Lecturer Faculty	48	35	-28%
Department Chairs	2	2	--
MPP	3	3	--
Staff	15	16	7%
Totals	106	93	-13%

Graduate College of Education

FY 2022-23 and FY 2023-24 Budget

in thousands of dollars

	FY 2022-23 Budget*	FY 2023-24 Budget	Budget to Prior Year Budget % Change	Budget to Prior Year Budget \$ Change
Revenues	(1,044)	(1,032)	-1%	(12)
Salaries and wages	9,009	8,492	-6%	-517
Operating Expenses**	281	231	-18%	-50
Total	\$8,246	\$7,691	-7%	-\$555

* FY 2022-23 figures include FY 2022-23 GSI; figures do not include benefits costs.

**Additional operating expenses for the division are funded through the use of carryforward funds.

Graduate College of Education (Personnel Summary)

FY 2022-23 and FY 2023-24 Budget (FTE)

	FY 2022-23 Budget (FTE)	FY 2023-24 Budget (FTE)	FY 2023-24 % Change from Prior FY
T/TT Faculty	38	35	-8%
Lecturer Faculty	28	21	-26%
Department Chairs	3	3	--
MPP	3	3	--
Staff	20	21	5%
Totals	92	83	-10%

College of Health & Social Sciences

FY 2022-23 and FY 2023-24 Budget

in thousands of dollars

	FY 2022-23 Budget*	FY 2023-24 Budget	Budget to Prior Year Budget % Change	Budget to Prior Year Budget \$ Change
Revenues	(1,185)	(1,449)	22%	(264)
Salaries and wages	22,939	20,355	-11%	-2,584
Operating Expenses**	--	--	---	--
Total	\$21,754	\$18,906	-13%	-\$2,848

* FY 2022-23 figures include FY 2022-23 GSI; figures do not include benefits costs.

**Additional operating expenses for the division are funded through the use of carryforward funds.

College of Health & Social Sciences (Personnel Summary)

FY 2022-23 and FY 2023-24 Budget (FTE)

	FY 2022-23 Budget (FTE)	FY 2023-24 Budget (FTE)	FY 2023-24 % Change from Prior FY
T/TT Faculty	106	99	-7%
Lecturer Faculty	90	65	-28%
Department Chairs	6	7	17%
MPP	3	3	--
Staff	37	36	-3%
Totals	242	210	-13%

College of Liberal & Creative Arts

FY 2022-23 and FY 2023-24 Budget

in thousands of dollars

	FY 2022-23 Budget*	FY 2023-24 Budget	Budget to Prior Year Budget % Change	Budget to Prior Year Budget \$ Change
Revenues	(625)	(625)	--	--
Salaries and wages	45,014	40,922	-9%	-4,092
Operating Expenses**	--	--	--	--
Total	\$44,389	\$40,297	-9%	-\$4,092

* FY 2022-23 figures include FY 2022-23 GSI; figures do not include benefits costs.

**Additional operating expenses for the division are funded through the use of carryforward funds.

College of Liberal & Creative Arts (Personnel Summary)

FY 2022-23 and FY 2023-24 Budget (FTE)

	FY 2022-23 Budget (FTE)	FY 2023-24 Budget (FTE)	FY 2023-24 % Change from Prior FY
T/TT Faculty	246	243	-1%
Lecturer Faculty	129	83	-36%
Department Chairs	9	9	--
MPP	7	8	14%
Staff	77	70	-9%
Totals	468	413	-12%

College of Science & Engineering

FY 2022-23 and FY 2023-24

in thousands of dollars

	FY 2022-23 Budget*	FY 2023-24 Budget	Budget to Prior Year Budget % Change	Budget to Prior Year Budget \$ Change
Revenues	--	--	---	--
Salaries and wages	34,040	32,608	-4%	-1,432
Operating Expenses**	--	--	--	--
Total	\$34,040	\$32,608	-4%	-\$1,432

* FY 2022-23 figures include FY 2022-23 GSI; figures do not include benefits costs.

**Additional operating expenses for the division are funded through the use of carryforward funds.

College of Science & Engineering (Personnel Summary)

FY 2022-23 and FY 2023-24 Budget (FTE)

	FY 2022-23 Budget (FTE)	FY 2023-24 Budget (FTE)	FY 2023-24 % Change from Prior FY
T/TT Faculty	170	175	3%
Lecturer Faculty	91	61	-33%
Department Chairs	6	6	--
MPP	7	7	--
Staff	64	62	-3%
Totals	338	311	-8%

Academic Affairs

Summary General Fund Operating Budgets

For Colleges

and

For Other Academic Affairs Units

Colleges

(Summary Budgets)

in thousands of dollars

	FY 2022-23 Budget	FY 2023-24 Budget	FY 2023-24 % Change from Prior FY	FY 2023-24 \$ Change from Prior FY
Lam Family College of Business	\$20,314	\$19,234	-5%	-\$1,080
College of Ethnic Studies	\$9,615	\$8,570	-11%	-\$1,045
Graduate College of Education	\$8,246	\$7,691	-7%	-\$555
College of Health & Social Sciences	\$21,754	\$18,906	-13%	-\$2,848
College of Liberal & Creative Arts	\$44,389	\$40,297	-9%	-\$4,092
College of Science & Engineering	\$34,040	\$32,608	-4%	-\$1,432

Other Academic Affairs Units

(Summary Budgets)

	FY2022-23 Budget	FY2023-24 Budget	FY2023-24 % Change from Prior FY	FY2023-24 \$ Change from Prior FY
Provost Office	\$556,665	\$566,640	2%	\$9,975
Academic Resources (includes Academic Technology)	\$4,043,172	\$4,232,135	5%	\$188,963
Division of Undergraduate Education & Academic Planning	\$5,905,800	\$5,583,055	-5%	-\$322,745
Faculty Affairs (includes CEETL)	\$1,653,456	\$1,247,336	-25%	-\$406,120
Graduate Division & Career Development	\$1,992,904	\$2,126,335	7%	\$133,431
Institutional Analytics	\$473,406	\$462,660	-2%	-\$10,806
J. Paul Leonard Library	\$4,424,406	\$4,655,916	5%	\$231,510
Office of Research & Sponsored Programs	\$2,330,129	\$2,413,116	4%	\$82,987

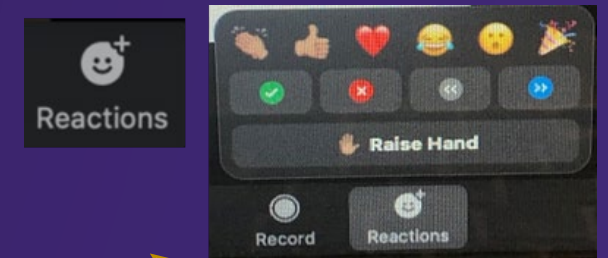
Member discussion
on the
Academic Affairs Divisional Budget Strategy

Public Forum

Open to all guests and UBC members

Please:

- ✓ **“raise your hand”** (*found on your Reactions menu, lower right corner*)
Unmute when called upon to speak. For transparency, please begin with your name, title/department. Mute when finished to reduce noise please.
- ✓ **limit to one question, so everyone has a chance to speak.**
You can “Raise your Hand” again with a follow up question, if time allows.
- ✓ **Thank you for sharing this space respectfully with our community members**



We appreciate your interest in our University's budget process and the service of our UBC members and guests, in support of our students and all our Gator families.

Check our UBC webpage for information, past meeting materials, meeting updates and how to contact the UBC

<https://adminfin.sfsu.edu/ubc>