



# SAN FRANCISCO --- STATE UNIVERSITY



# **FISCAL YEAR 2015/16 BUDGET SUMMARY**

---

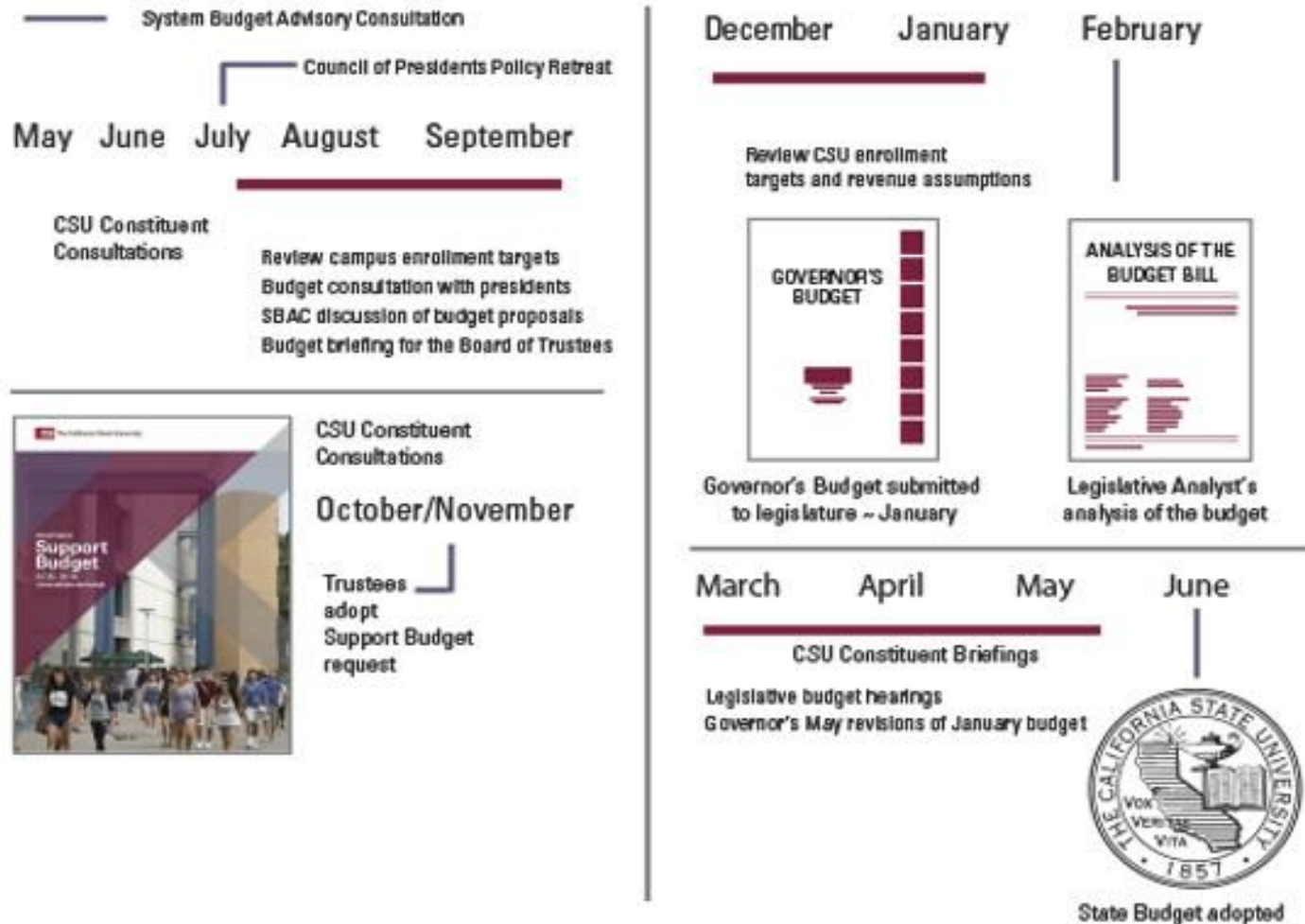
MARCH 2, 2015  
UNIVERSITY BUDGET  
COMMITTEE

Budget Administration & Operations



**SF STATE**

# CSU BUDGET CYCLE FY 2015/16



# **FISCAL YEAR 2015/16 CSU BUDGET REQUEST SUMMARY**

---

MARCH 2, 2015  
UNIVERSITY BUDGET  
COMMITTEE

Budget Administration & Operations



**SF STATE**

# CSU SUPPORT BUDGET REQUEST

Total Sources of Revenue	2015/16 Budget Request
Enrollment, Programs, and Operation (Support Budget)	\$191,406,000
Center for California Students <sup>1</sup>	\$204,000
Total General Fund Support Budget Appropriation Increase	\$191,610,000
Net Tuition Fee Revenue Adjustment <sup>2</sup>	\$52,417,000
Maintenance and Infrastructure Needs Appropriation Increase	\$25,000,000
Total Sources of Revenue	\$269,027,000

Table 3: Sum of Tables 1 & 2	2014/15 Final Budget	2015/16 Budget Request
Total Support Budget	\$4,500,976,000	\$4,745,003,000
Total Maintenance and Infrastructure Needs	\$306,316,000	\$338,944,000
<b>Grand Totals</b>	<b>\$4,807,292,000</b>	<b>\$5,083,947,000</b>

<sup>1</sup> This expenditure augmentation of \$204,000 is included at the request of the Center for California Studies, which is a state-funded program administered through the CSU.

<sup>2</sup> This represents revenue to be collected from an increase in funded enrollment net of tuition fee discounts.



# CSU SUPPORT BUDGET REQUEST

## FISCAL YEAR 2015/16

Mandatory Costs (benefits, salaries, new space)	\$23.1 M
2% Compensation Pool Increase	65.5 M
3% Funded Enrollment Increase (10.382 FTES)	103.2 M
Student Success and Completion Initiatives	38.0 M
Academic Facilities Maintenance and Infrastructure Needs	25.0 M
Information Technology Infrastructure Upgrade and Renewal	14.0 M
Center for California Studies– Cost Increases	0.2 M
<b>Total Ongoing Expenditure Increase</b>	<b>\$269.0 M</b>



# **FISCAL YEAR 2015/16**

## **GOVERNOR'S JANUARY BUDGET SUMMARY**

---

MARCH 2, 2015  
UNIVERSITY BUDGET  
COMMITTEE

Budget Administration & Operations



**SF STATE**

# GOVERNOR'S BUDGET ACT

## 2015/16 GENERAL FUND REVENUE SOURCES

### JANUARY BUDGET (IN MILLIONS)

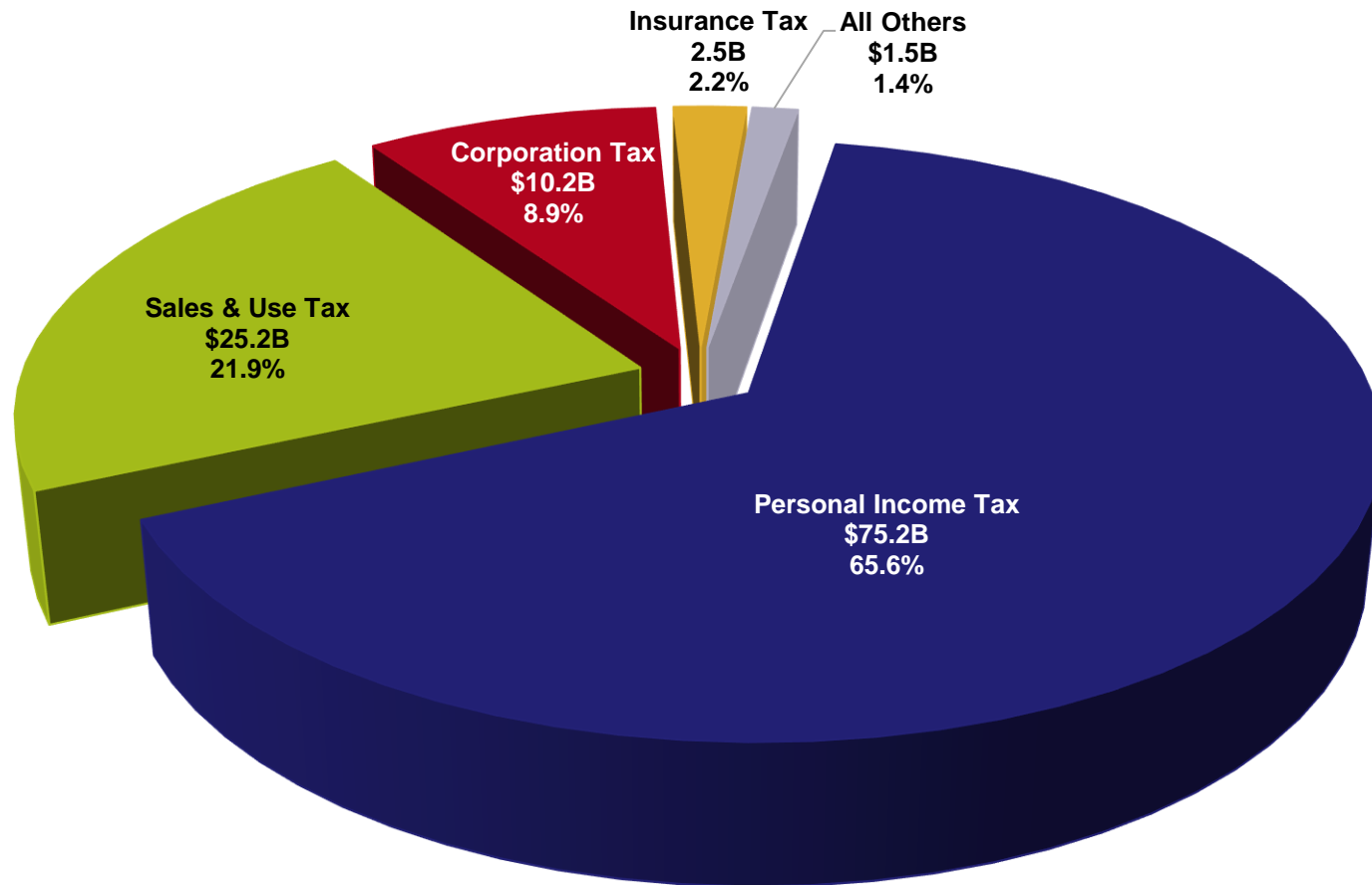
Source of Revenue	Governor's Budget
Personal Income Tax	\$75,213
Sales & Usage Tax	25,166
Corporation Tax	10,173
Insurance Tax	2,531
Alcoholic Beverages	374
Cigarette Tax	82
Other Revenues	1,594
Transfers	(1,725)
<b>Total</b>	<b>\$113,380</b>
Change from Fiscal Year 14/15	\$5,338
% Change From Fiscal Year 14/15	4.6%





# GOVERNOR'S BUDGET ACT

## 2015/16 GENERAL FUND REVENUE SOURCES



Note: Numbers may not add due to rounding

**Total: \$113.4 Billion**

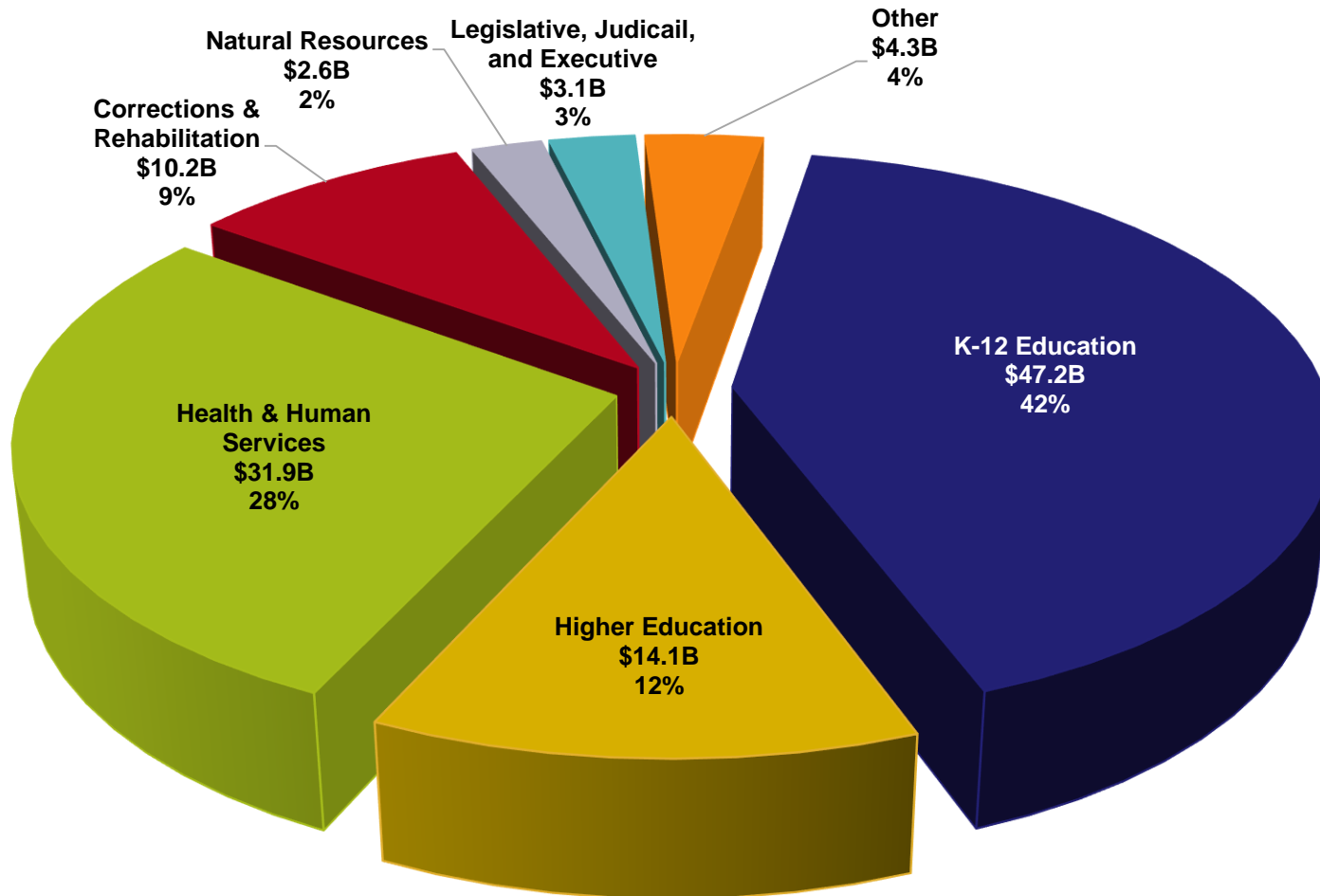
Source: <http://www.ebudget.ca.gov/201516/pdf/BudgetSummary/RevenueEstimates.pdf>



**SF STATE**

# GOVERNOR'S BUDGET ACT

## 2015/16 GENERAL FUND EXPENDITURES BY AGENCY



Note: Numbers may not add due to rounding

**Total: \$113.3 Billion**

Source: <http://www.ebudget.ca.gov/2015-16/pdf/BudgetSummary/SummaryCharts.pdf>

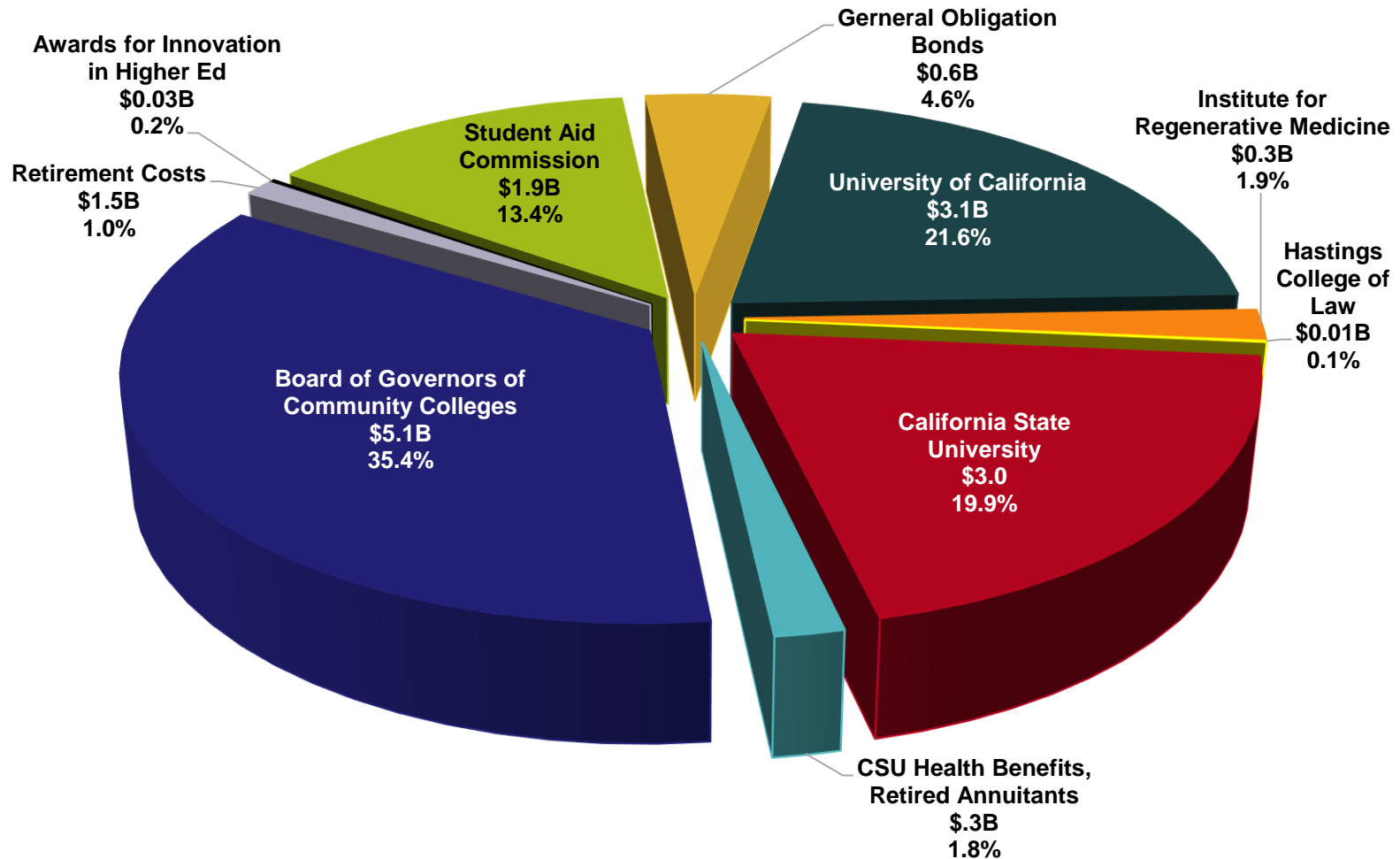


**SF STATE**

# GOVERNOR'S BUDGET ACT

## 2015/16 TOTAL STATE FUNDS FY2015/16

### EXPENDITURES BY DEPARTMENT



**Total: \$14.5 Billion**



**SF STATE**

# GOVERNOR'S FUNDING PLAN FOR THE CSU IN FY 2015-16

General Fund Base Increase	\$ 119.5 M
Timely Degree Innovation Awards	\$ 25.0 M
Center for California Studies	\$.2 M
	_____
<b>Total cumulative increase in funding</b>	<b>\$ 144.7 M</b>

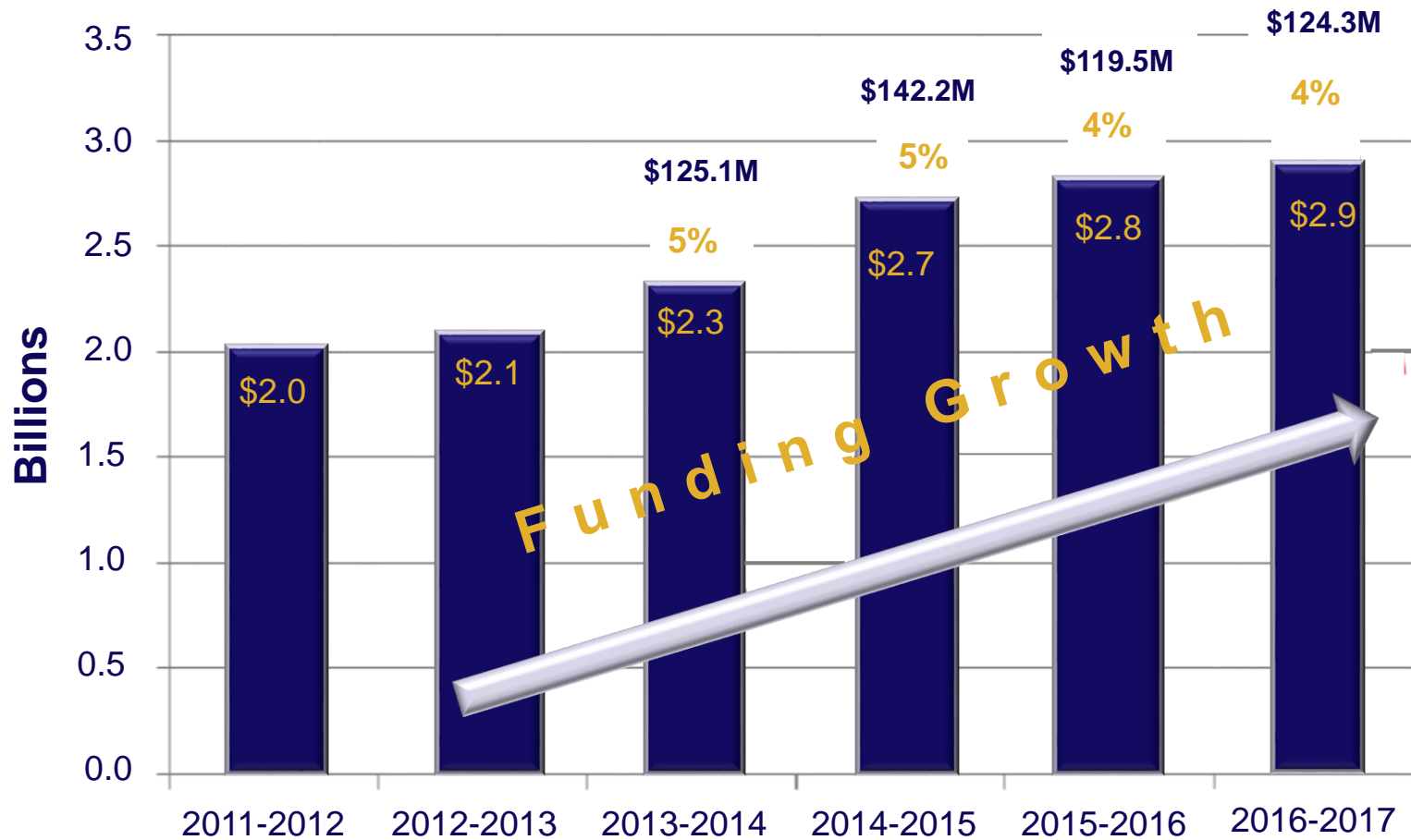


# GOVERNOR'S MULTI-YEAR FUNDING PLAN FOR THE CSU AND UC

The “5544 Plan”	
2013/2014 Fiscal Year (5%)	\$ 125.1 M
2014/2015 Fiscal Year (5%)	\$ 142.2 M
2015/2016 Fiscal Year (4%)	\$ 119.5 M
2016/2017 Fiscal Year (4%)	\$ 124.3 M
	_____
<b>Total cumulative increase in annual funding</b>	<b>\$ 511.1 M</b>



# PROJECTED CSU GENERAL FUND BUDGET WITH GOVERNOR'S ASSUMPTIONS



\*In 2014-2015 bond debt service included in General Fund appropriation



# SUMMARY OF THE GOVERNOR'S 2015/16 STATE BUDGET

## Budget Highlights

- \$113.3 billion spending plan
- An increase of \$119.5 Million in CSU General Fund.
- Proposition 2 advances multi-year budget plan expected to remain balanced in future years
- State revenues forecasted to increase
- Continue its reinvestment in education
  - ✓ Maintain Affordability
  - ✓ Funding increase for CSU and UC
  - ✓ Funding of Middle Class Scholarships
  - ✓ Increase Cal Grant funding
  - ✓ Provide \$25M for Innovation Awards to Recognize CSU Institutions
- Proposition 1 Water Action Plan, a five year road map towards sustainable water management.
- The state's current fiscal condition continue to improve, however it requires fiscal restraint



# SUMMARY OF THE GOVERNOR'S 2015/16 STATE BUDGET

## Risks Remain

- Budget assumes continuing moderate economic expansion, however, all economic expansion don't last forever
- Long-Term Liabilities: State continues to address other long-term costs pressures, debts, and liabilities
- Volatile Capital Gains: State has benefited from a modestly improved economy over the last few years with markets performing better than expected
- Sunset of temporary sales and incomes taxes (Prop 30, Governor's tax initiative)
- Drought will likely affect California's agricultural sector



# **FISCAL YEAR 2015/16**

## **SAN FRANCISCO STATE UNIVERSITY**

### **BUDGET SUMMARY**

---

MARCH 2, 2015  
UNIVERSITY BUDGET  
COMMITTEE

Budget Administration & Operations



**SF STATE**

# SAN FRANCISCO STATE UNIVERSITY

## SUPPORT BUDGET REQUEST VS. CSU BUDGET PLAN (IN MILLIONS) FISCAL YEAR 2014/15

	CSU Support Budget Request November 2013	Final Budget Memo June 2014	SFSU Allocation
Enrollment Growth	\$163.8	\$81.2	\$2.7
Tuition Fee Revenue Adjustment	(96.7)	(41.6)	(1.4)
Net Enrollment Funding	67.1	39.6	1.3
System Initiatives	50.0	10.9	0
Mandatory Costs (salary, benefits, new space)	13.7	13.7	0.8
Compensation	91.6	92.6	6.2
Financing Critical Maintenance	15.0	10.0	0
Center for California Studies	0.2	0.2	0
Unallocated Assessment		(24.5)	(1.4)
<b>Total</b>	<b>\$237.6</b>	<b>\$142.7</b>	<b>\$6.9</b>



# SAN FRANCISCO STATE UNIVERSITY

## TUITION REVENUE SHORTFALL FISCAL YEAR 2014-15

Tuition Fees	FY 2014/15 Budgeted	FY 2014/15 Actual	Variance
Resident FTES	23,372	22,372	(901)
Resident Students	\$151,750,363	\$147,808,484	\$(3,941,879)
Non-Resident Tuition	15,800,000	16,374,360	469,236
<b>Tuition Fees Total</b>	<b>\$167,550,363</b>	<b>\$164,182,844</b>	<b>\$(3,472,643)</b>



# SAN FRANCISCO STATE UNIVERSITY

## POSSIBLE REASONS FOR TUITION SHORTFALL FISCAL YEAR 2014-15

- CCSF
- Program Impaction
- Local Economy
- Science Building Emergency
- Campus Solutions
- San Francisco Cost of Living

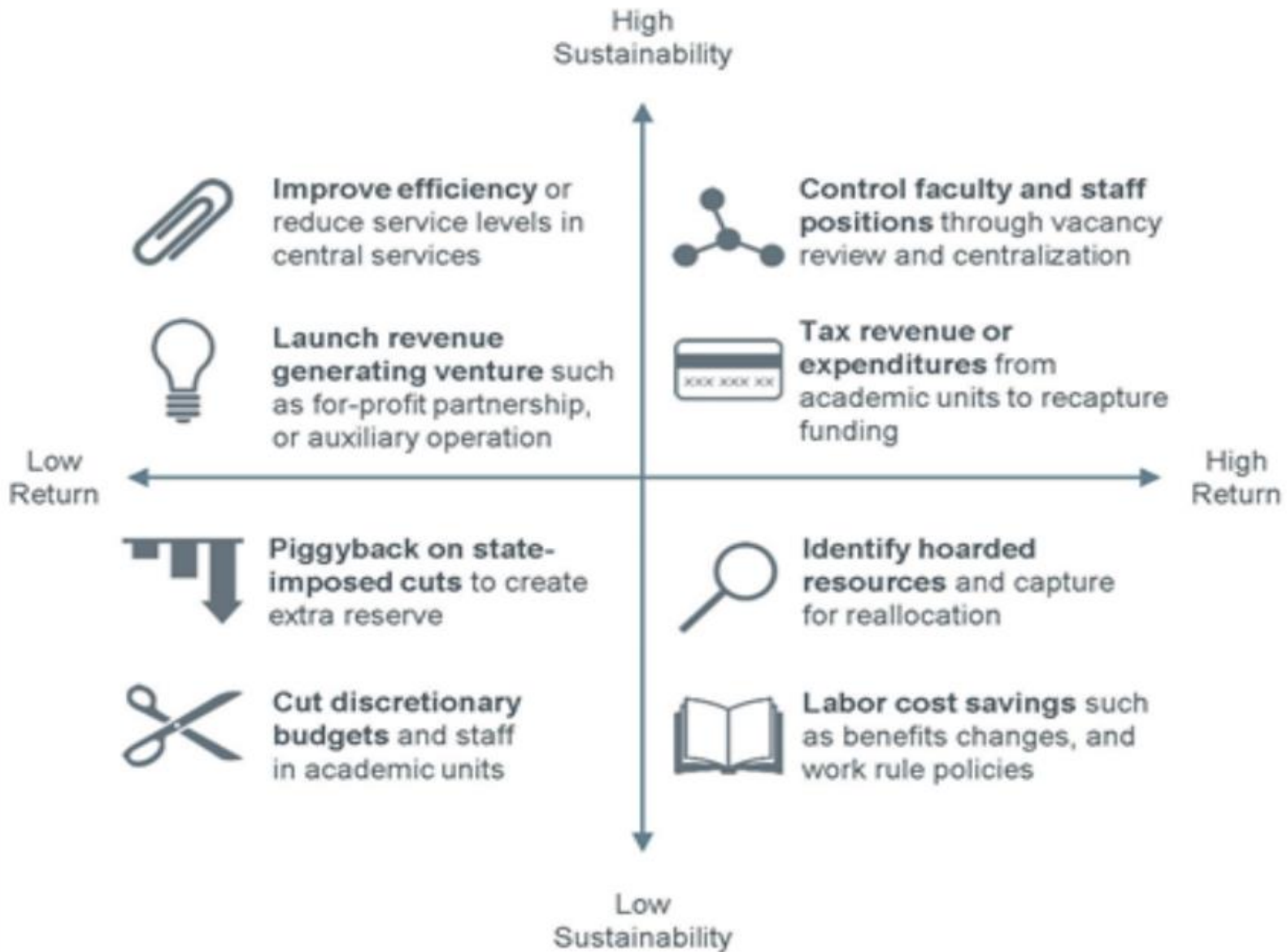


# SAN FRANCISCO STATE UNIVERSITY

## ISSUES TO ADDRESS FOR FY 2014/15

- Address Universities \$4.5 million structural deficit
- Focus on Hiring Additional Tenure/Tenure Track Employees
- Focus on Compliance – Internal Controls, Title IX, EH&S, etc.
- Focus on Improving Deferred Maintenance, Academic Classrooms and Laboratories







# SAN FRANCISCO --- STATE UNIVERSITY

