



University Budget Committee

April 21, 2017



- Welcome
- Remarks from President Wong
- Enrollment Update
- Student Fee Categories and Trends
- Review of Charter and Membership



Remarks from President Wong



Student Fee Categories and Trends

Exec. Order No. 1102 – CSU Student Fee Policy

- For more information: <http://calstate.edu/budget/student-fees/fee-policy/>.
- Defines 6 categories of Student Fees:
 1. **Category I:** Mandatory fees are charged at the same rate and for the same purpose at all campuses and are controlled by the Board of Trustees.
 2. **Category II:** Campus-based mandatory fees required for enrollment, under the authority of the President once established by the Chancellor.
 3. **Category III:** only miscellaneous course fees for state-support instruction.
 4. **Category IV:** non-mandatory fees for services, use of facilities, or fines, that are collected and managed through state-supported operations.
 5. **Category V:** any fees charged by self-support operations on campus including parking, housing or extended education.
 6. **Category VI:** Systemwide voluntary fees.

Fee Categories

Category I: Systemwide mandatory fees. Fees that must be paid to apply to, enroll in, or attend the university or pay full cost of instruction.

- Resident Tuition Fee
- Non-resident tuition
- Professional Program Fee
- Application Fee

Category II: Campus mandatory fees. Fees that must be paid to enroll in or attend SFSU.

- Student Body Center
- Student Body Association
- Recreation & Wellness Center
- Health Facility Fee
- Student Health Services
- Instructional Related Activities Fee (IRA General & Athletics Fee)
- Campus Service Card Fee
- Gator Pass
- Student Involvement and Representation (SIRF)

Fee Categories *(Continued)*

Category III: Miscellaneous course fee.
Fees associated with a state supported course for materials and services used in course instruction.

- 47 trust funds for miscellaneous category 3 fees

Category IV: Fees other than Category II or III paid to receive materials, services, use of facilities, fees resulting from dishonored payments, late submissions, misuse of property, or security deposits.

- Late submission
- Orientation
- Off-campus Study Abroad programs
- Testing

Fee Categories *(Continued)*

Category V: Fees paid to self-support programs such as extended education, Cal State Online extended education offerings, parking and housing including materials and services fees, user fees, fines, and deposits.

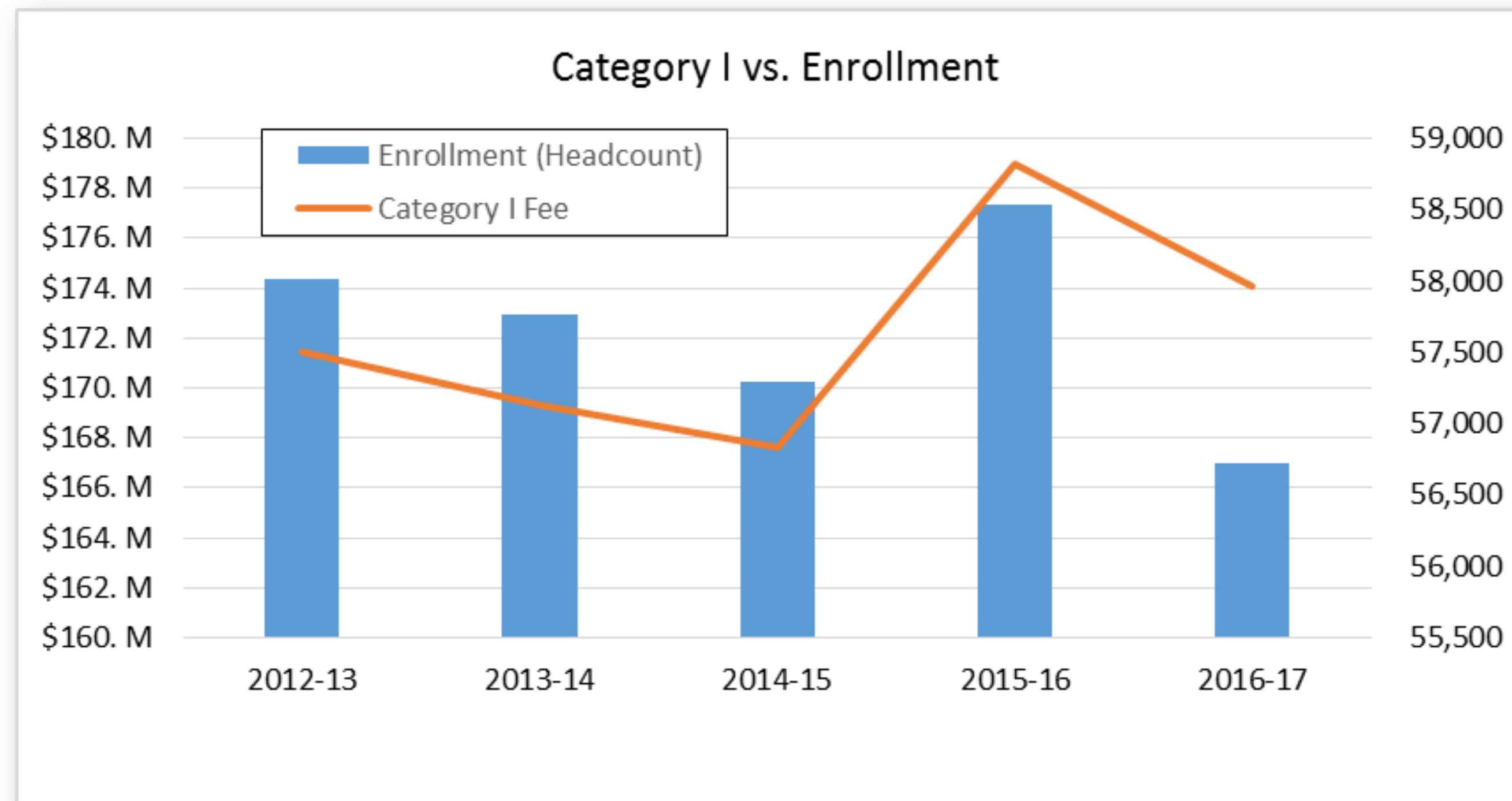
Self-support programs are defined as those not receiving state general fund appropriations; instead, fees are collected to pay the full cost of a program.

- Housing License
- Parking permits
- Continuing Ed courses

Category VI: Systemwide voluntary fees.

Category I Fee - trend *(Most Affected by Enrollment)*

	FY 2012-13	FY 2013-14	FY 2014-15	FY 2015-16	FY 2016-17
Enrollment <i>(Headcount, Fall + Spring)</i>	58,015	57,769	57,297	58,533	56,728
Category I Fee	\$171.42 M	\$169.3 M	\$167.63 M	\$178.97 M	\$174.05 M
501001 - State University Tuition Fee	\$151.67 M	\$149.06 M	\$147.85 M	\$159.28 M	\$155.5 M
501002 - Non-Residence Tuition Fee	\$16.24 M	\$16.71 M	\$16.38 M	\$16.67 M	\$16.31 M
501004 - Application Fee	\$2.07 M	\$2.04 M	\$2.12 M	\$2.06 M	\$1.29 M
501201 - Professional MBA Tuition Fee	\$1.44 M	\$1.5 M	\$1.28 M	\$.95 M	\$.95 M



SFSU Category II Fees *(Campus Mandatory)* - Fall 2017

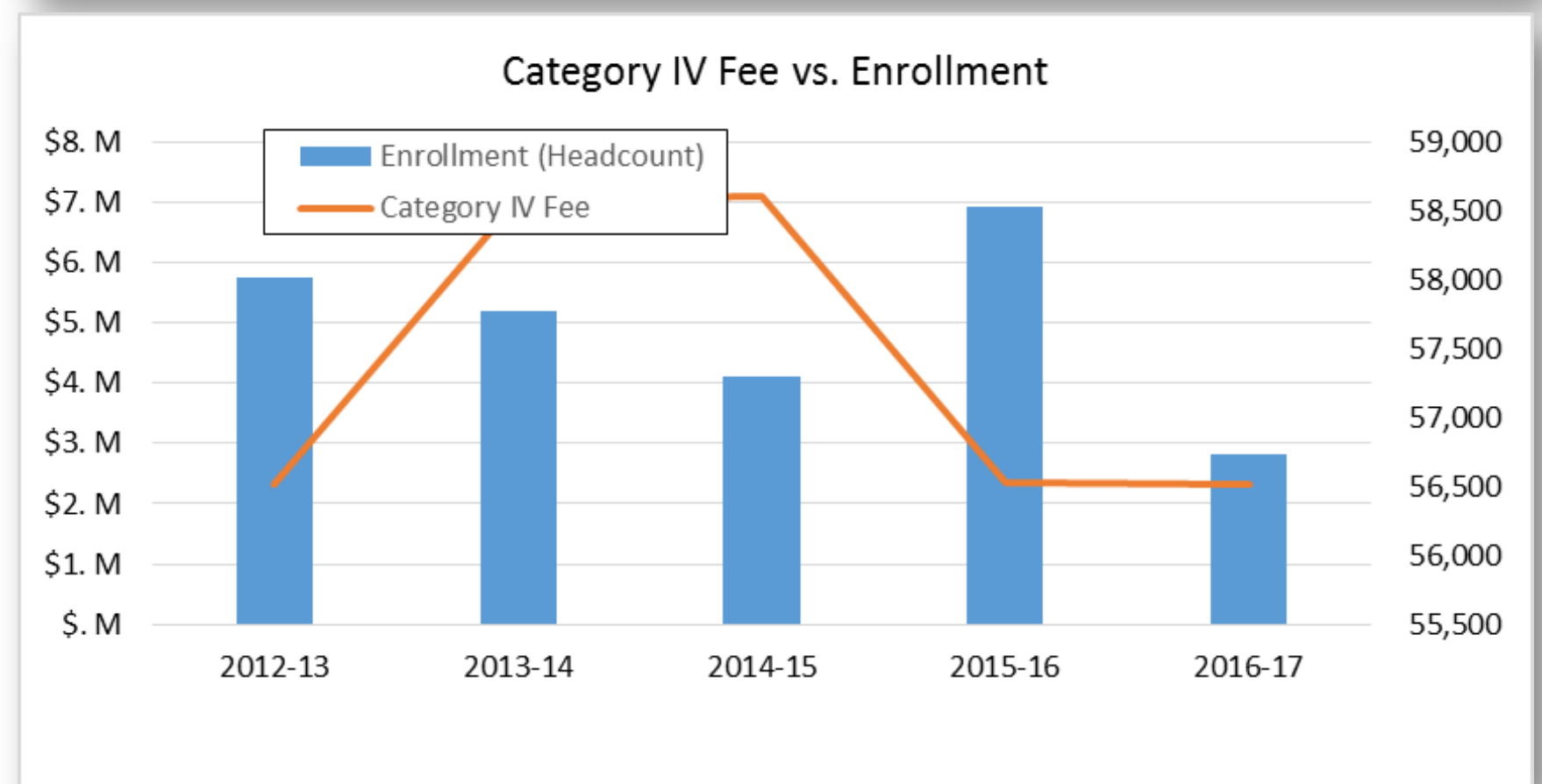
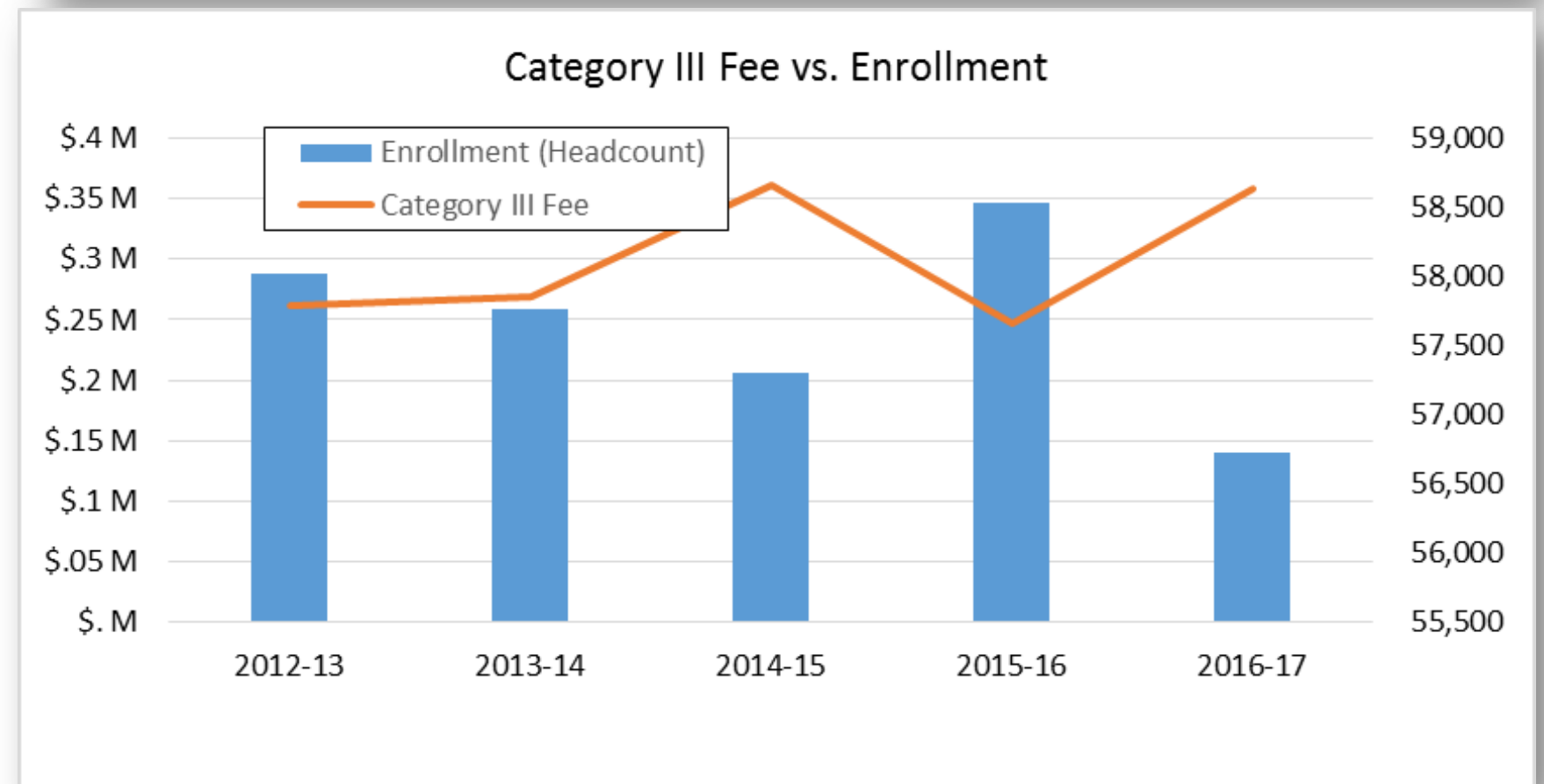
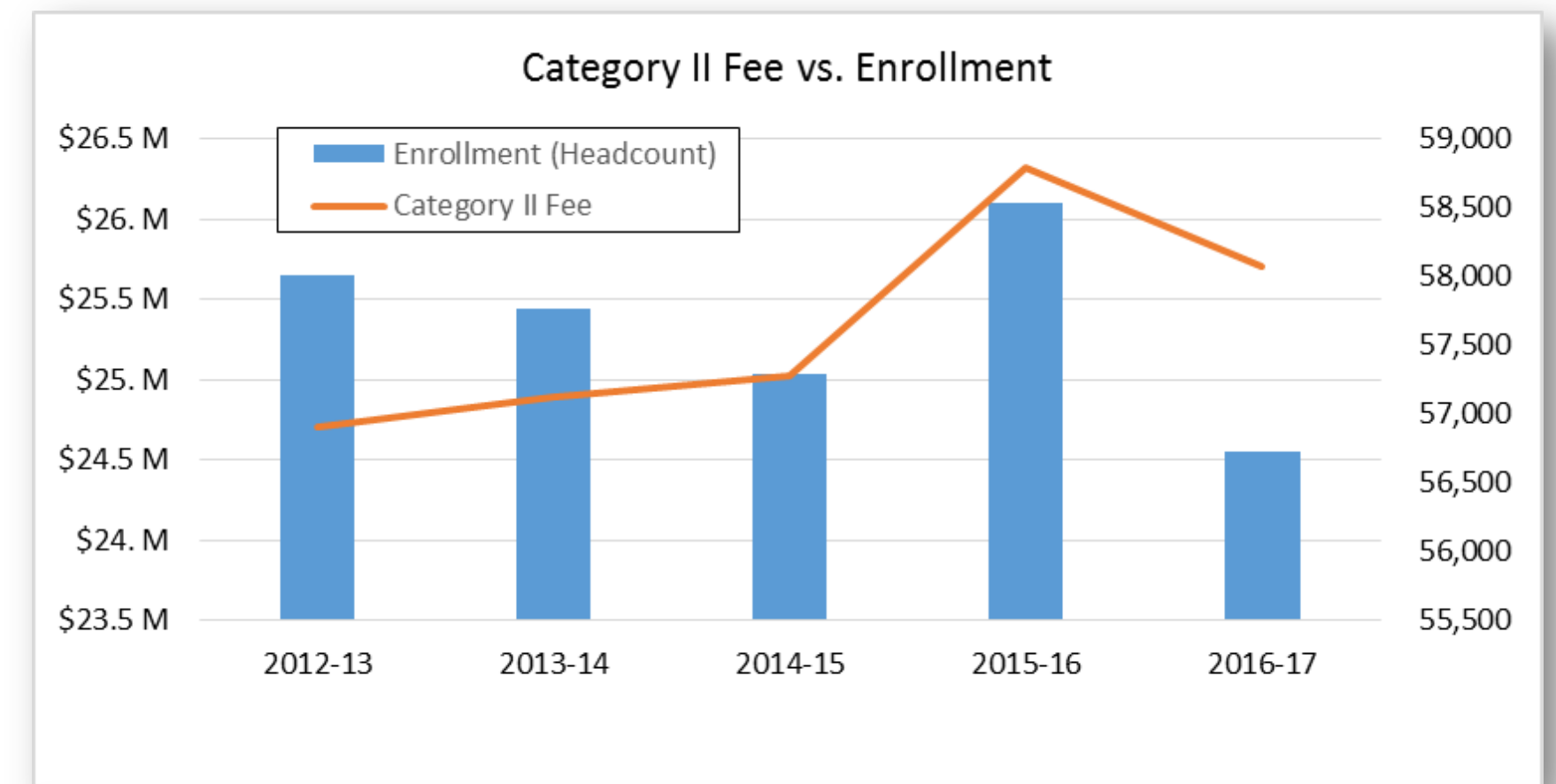
- **Student Body Center (\$82)**
 - Supports the operation of recreational activities like intramural sports, aerobic classes and other organized adventure classes
- **Student Body Association (\$54)**
 - Supports student body organizations established for the purpose of providing essential activities closely related to regular instruction programs. Examples of these activities are student government, athletic, and cultural programs.
 - Supports the operation of the Child Care Center on campus that provides available services to children of eligible enrolled students.
- **Recreation & Wellness Center (\$160 – Increase)**
 - This fee supports the financing and operation of the Wellness Center building
- **Health Facility Fee (\$3)**
 - This fee supports the operation of the student Health Center, construction, and maintenance.
- **Student Health Services (\$157)**
 - This fee, which is mandatory for all students at most campuses, supports the delivery of services to students at the campus.
- **Instructional Related Activities Fee**
 - IRA – IRA General Fee (\$50)
 - IRA – Athletics Fee (\$68)
- **Campus Service Card Fee (\$2)**
 - This fee covers the issuance of the student identification card.
- **Gator Pass (\$180 - New)**
 - This fee covers the issuance of the public transit pass.
- **Student Involvement and Representation – SIRF (\$2)**
 - can be opted out

Total of \$758 per student per semester

Category II,III & IV Fees- trend

(Less Affected by Enrollment)

	FY 2012-13	FY 2013-14	FY 2014-15	FY 2015-16	FY 2016-17
Enrollment <i>(Headcount, Fall + Spring)</i>	58,015	57,769	57,297	58,533	56,728
Category II Fee	\$24.71 M	\$24.9 M	\$25.03 M	\$26.33 M	\$25.71 M
501005 - Student Health Fee	\$7.75 M	\$7.94 M	\$8.3 M	\$8.95 M	\$8.98 M
501102 - I.R.A. Fee	\$6.69 M	\$6.62 M	\$6.54 M	\$6.65 M	\$6.46 M
501111 - Cmp based mandatory fees	\$.28 M	\$.39 M	\$.42 M	\$.47 M	\$.27 M
504007 - Facility Fee (Student Health)	\$.17 M	\$.17 M	\$.17 M	\$.17 M	\$.16 M
504008 - Campus Union Fee	\$9.82 M	\$9.78 M	\$9.61 M	\$10.09 M	\$9.84 M
	FY 2012-13	FY 2013-14	FY 2014-15	FY 2015-16	FY 2016-17
Category III Fee	\$.26 M	\$.27 M	\$.36 M	\$.25 M	\$.36 M
501110 - Miscellaneous Fees	\$.26 M	\$.27 M	\$.36 M	\$.25 M	\$.36 M
	FY 2012-13	FY 2013-14	FY 2014-15	FY 2015-16	FY 2016-17
Category IV Fee	\$2.31 M	\$7.04 M	\$7.1 M	\$2.34 M	\$2.33 M
501112 - St suppor admin fee/facilities	\$1.35 M	\$6.06 M	\$6.3 M	\$1.72 M	\$1.66 M
501801 - MBA Fee-Coll of Business	\$.6 M	\$.63 M	\$.52 M	\$.31 M	\$.45 M
501802 - Transcripts	\$.28 M	\$.27 M	\$.22 M	\$.2 M	\$.12 M
501803 - Library Fines	\$45,372	\$54,572	\$25,499	\$31,152	\$21,546
501804 - Late Registration Fee	\$24,185	\$17,300	\$13,700	\$50,288	\$54,267
501805 - Bad Check Fee	\$4,840	\$5,860	\$13,180	\$16,400	\$11,480
501806 - Late Fee	\$5,995	\$5,515	\$7,150	\$9,165	\$8,435



Category V Fees- trend *(Least Affected by Enrollment)*

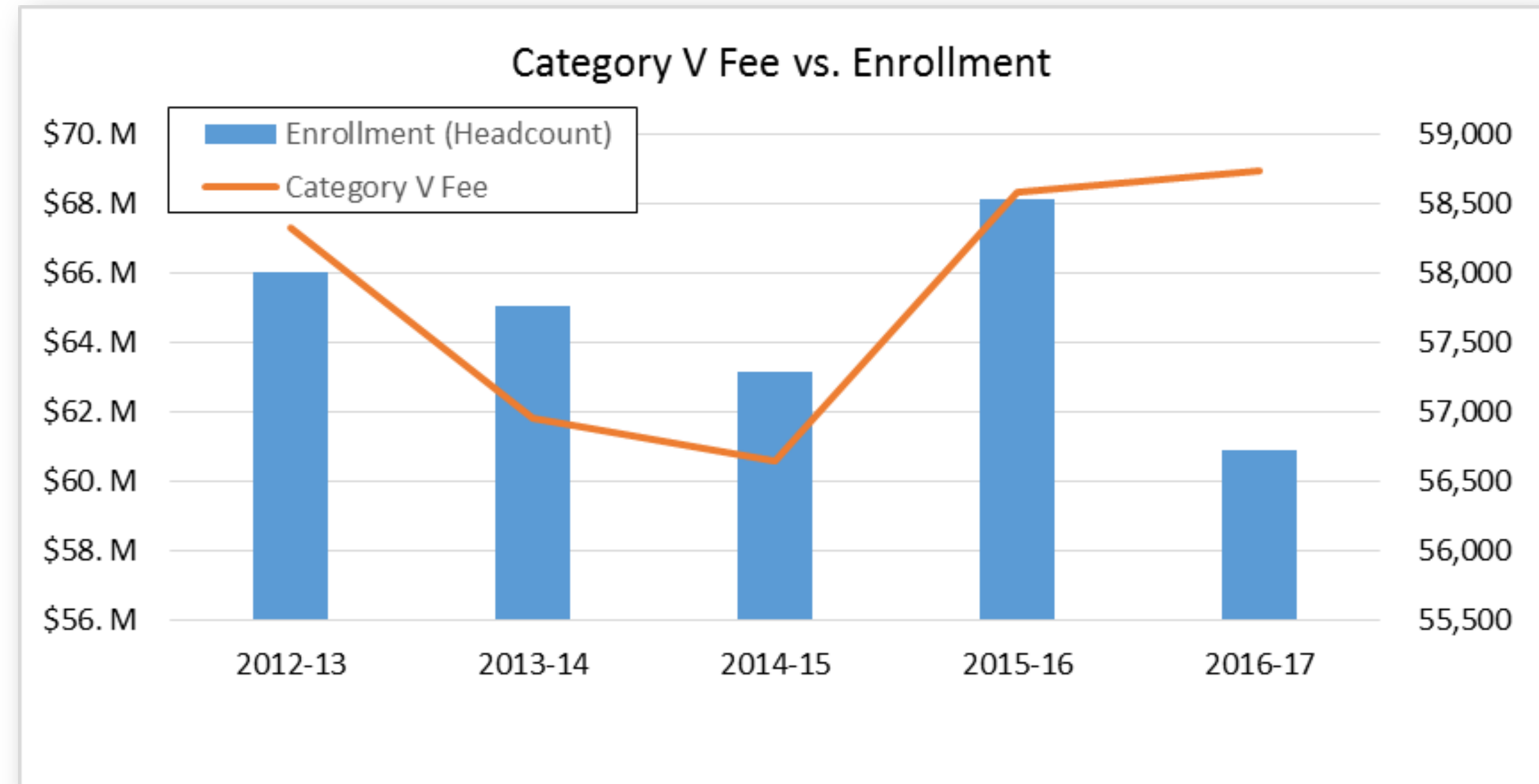
	FY 2012-13	FY 2013-14	FY 2014-15	FY 2015-16	FY 2016-17
Enrollment <i>(Headcount, Fall + Spring)</i>	58,015	57,769	57,297	58,533	56,728
Category V Fee	\$67.33 M	\$61.83 M	\$60.62 M	\$68.34 M	\$68.97 M
502101-ContEDu*	\$26.51 M	\$19.1 M	\$15.79 M	\$13.97 M	\$13.72 M
504002 - Facility Rental (CEL)	\$.47 M	\$.81 M	\$.37 M	\$.3 M	\$.32 M
504001 - Rental	\$37.16 M	\$38.44 M	\$40.72 M	\$42.74 M	\$43.29 M
504010 - Food Services	\$1.18 M	\$1.27 M	\$1.25 M	\$8.62 M	\$9.34 M
504003-Parking Revenue*	\$2.01 M	\$2.22 M	\$2.5 M	\$2.72 M	\$2.31 M

Notes:

CEL – is not included in the enrollment target; 2014 - summer changed to state side.

Housing- rate increase, 2015 change in accounting rule for dinning revenue

(*) additional revenue accounts are included, 504001- Rental- Housing fee





Review of UBC Charter and Membership

Contact Us



Administration & Finance

San Francisco State University
1600 Holloway Avenue
San Francisco, CA 94132



Phone

415.338.2521



Email / Website

adminfin@sfsu.edu
<http://adminfin.sfsu.edu/>